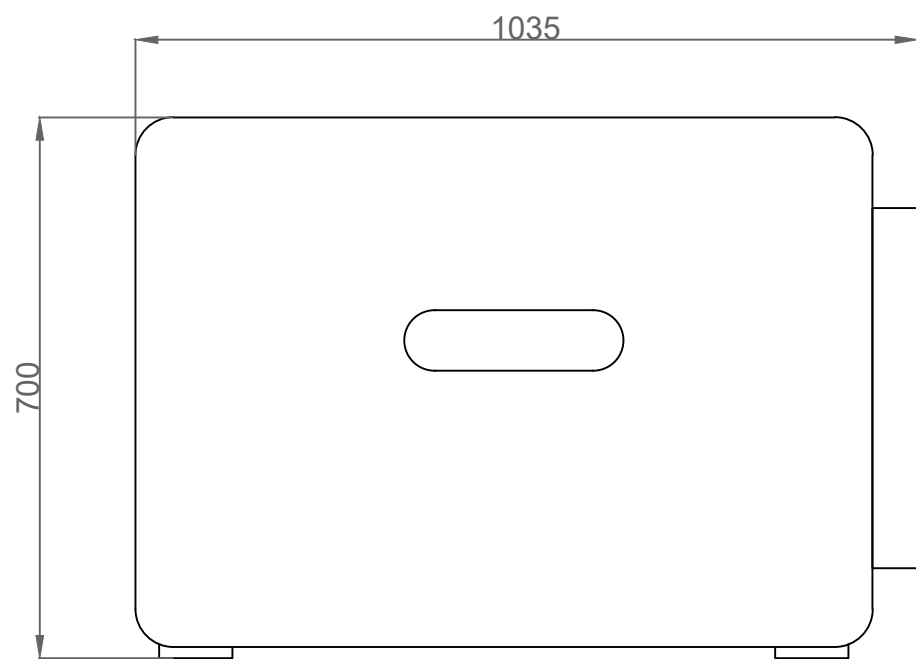
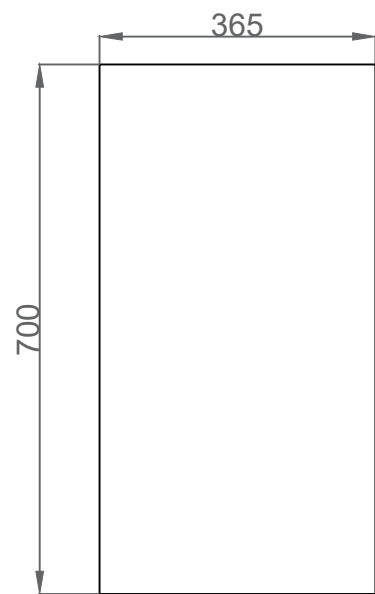


Top View



Front View




Side View

Infrastructure Planning (Applications:
Prescribed Forms and Procedure) Regulations 2009
APFP Regulation: 5(2)(a)

PINS REFERENCE NUMBER
EN010127

Note: Dimensions in mm



P0	DCO Submission	RP	22/11/22
REV.	DESCRIPTION	APP.	DATE



PROJECT TITLE
MALLARD PASS SOLAR FARM

DRAWING TITLE

Figure 5.4: Illustrative Elevations of String Inverter

ISSUED BY	Oxford	T: 01865 887050
DATE	Nov 2022	DRAWN SA
SCALE @A3	1:10	CHECKED BC
STATUS	Final	APPROVED KS

DWG. NO. Figure 5.4 REV: P0

No dimensions are to be scaled from this drawing.
All dimensions are to be checked on site.
Area measurements for indicative purposes only.

© LDA Design Consulting Ltd. Quality Assured to BS EN ISO 9001 : 2015

Sources: Ordnance Survey